

Surf Zone Bacteria: About halfway through Beach Season 2019. Three sites have had two contraventions on a routine monitoring day (16<sup>th</sup> Ave N, 4/5<sup>th</sup> Ave N and 13<sup>th</sup> Ave S). Note that 1” rain fell from Jul 3 to 5 which might have affected 16<sup>th</sup> Ave N on 7/9/19. Rain continued during follow up sampling, leading to another contravention and follow up at this site.

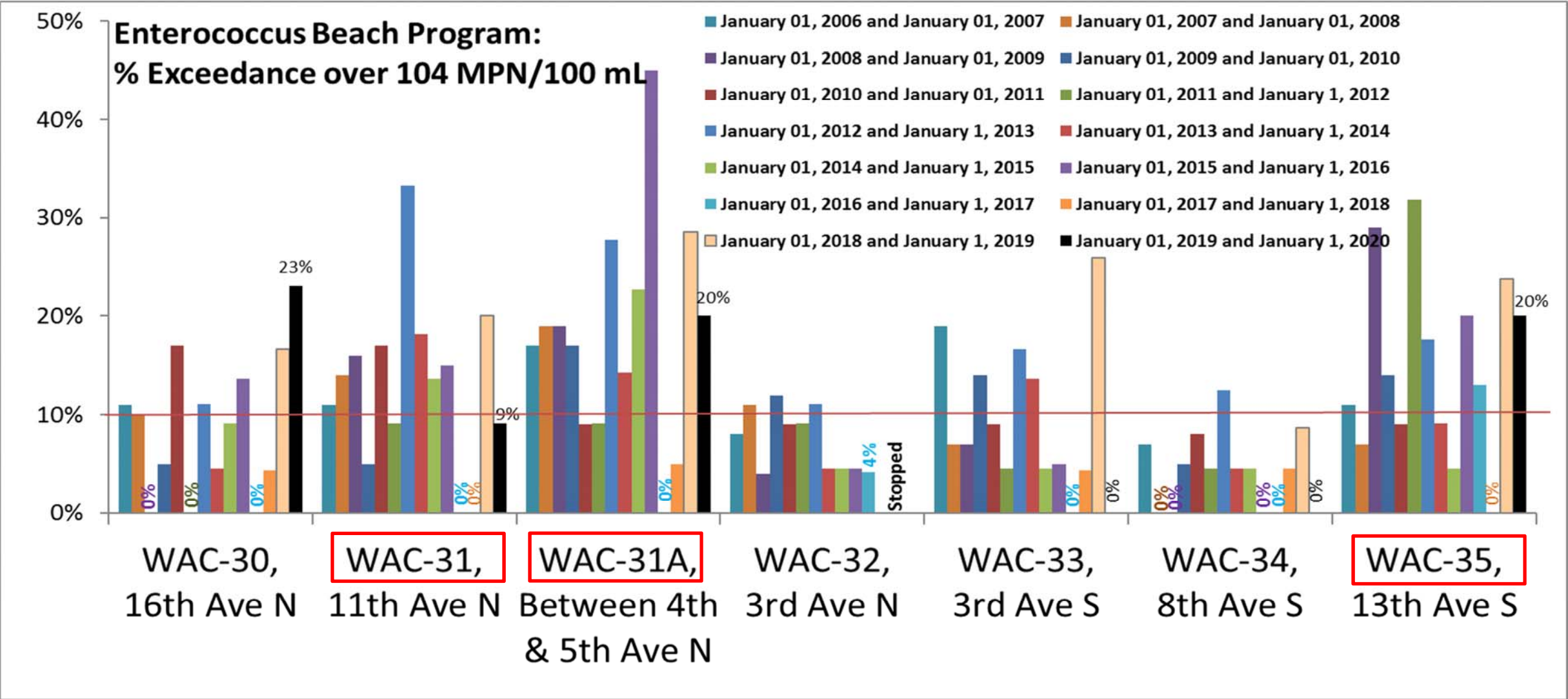
### Surfside SC DHEC Ocean Monitoring 2019

Values <10 are represented numerically as "9".

								long-term advisory	
								2018 SCDHEC 303(d)	
Date (Follow up)	3-d prior rain accumulation (in)	WAC-30, 16th Ave N	WAC-31, 11th Ave N (<10%)	WAC-31A, 4/5th Ave N (20 to 25%)	WAC-32, 3rd Ave N	WAC-33, 3rd Ave S	WAC-34, 8th Ave S	WAC-35, 13th Ave S (10 to 15%)	Number > 104
5/7/19	0.1	10	41	30	No longer sampled due to stable good water quality	63	41	52	0
5/14/19	2.0	86	223	241		52	63	97	2
5/15/19	2.0		10						0
5/21/19	0.0	10	10	10		20	10	10	0
5/28/19	0.0	169	41	63		30	10	97	1
5/29/19	0.0	10							0
6/4/19	0.0	10	10	10		10	10	10	0
6/11/19	1.5	10	10	10		10	10	404	1
6/18/19	0.0	10	10	10		10	20	20	0
6/25/19	0.0	10	25	41		10	10	10	0
7/2/19	0.0	20	10	105		10	10	109	2
7/9/19	0.1	282	20	31		10	10	52	1
7/10/19	0.3	185	LT adv	LT adv				LT adv	1
7/11/19	0.4	10	LT adv	LT adv				LT adv	0
									0

LT adv = Long-term advisory posted so no follow up sampling performed

Surf Zone Bacteria: About halfway through Beach Season 2019. Frequency of exceedance trends are looking similar to 2018. Sites with long-term advisories are noted with red boxes.

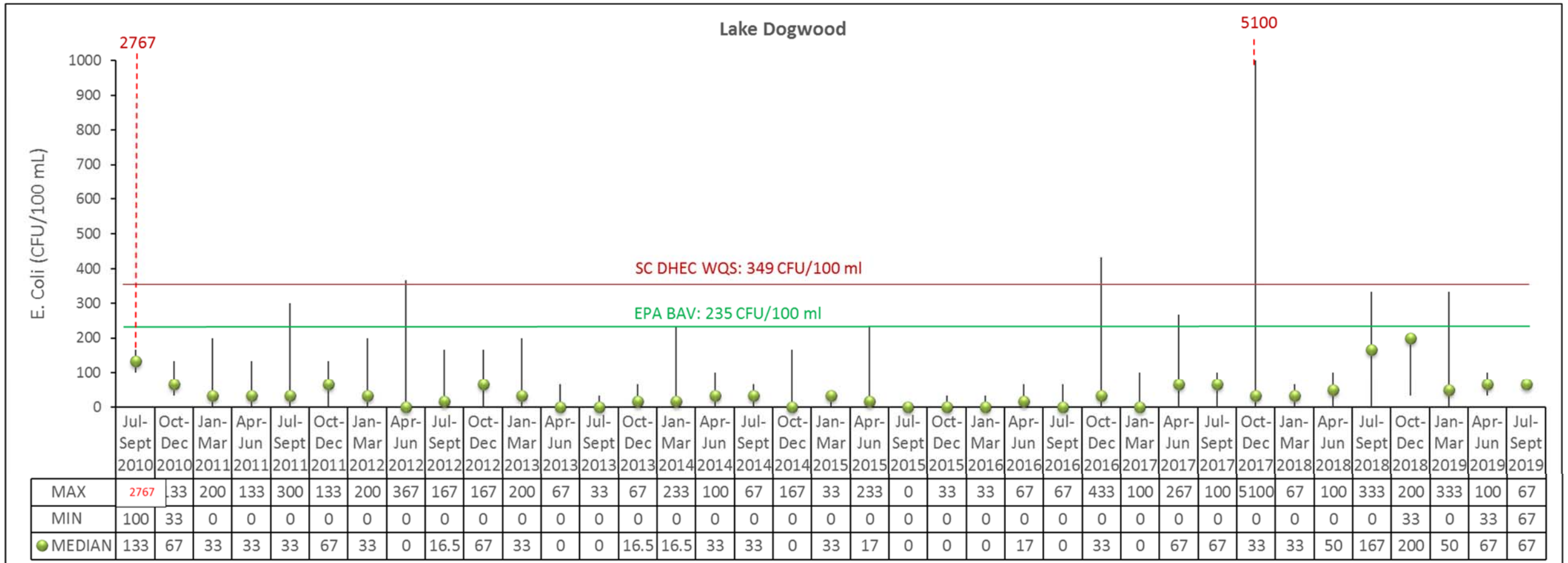


# Surfside Volunteer Monitoring Summary Report

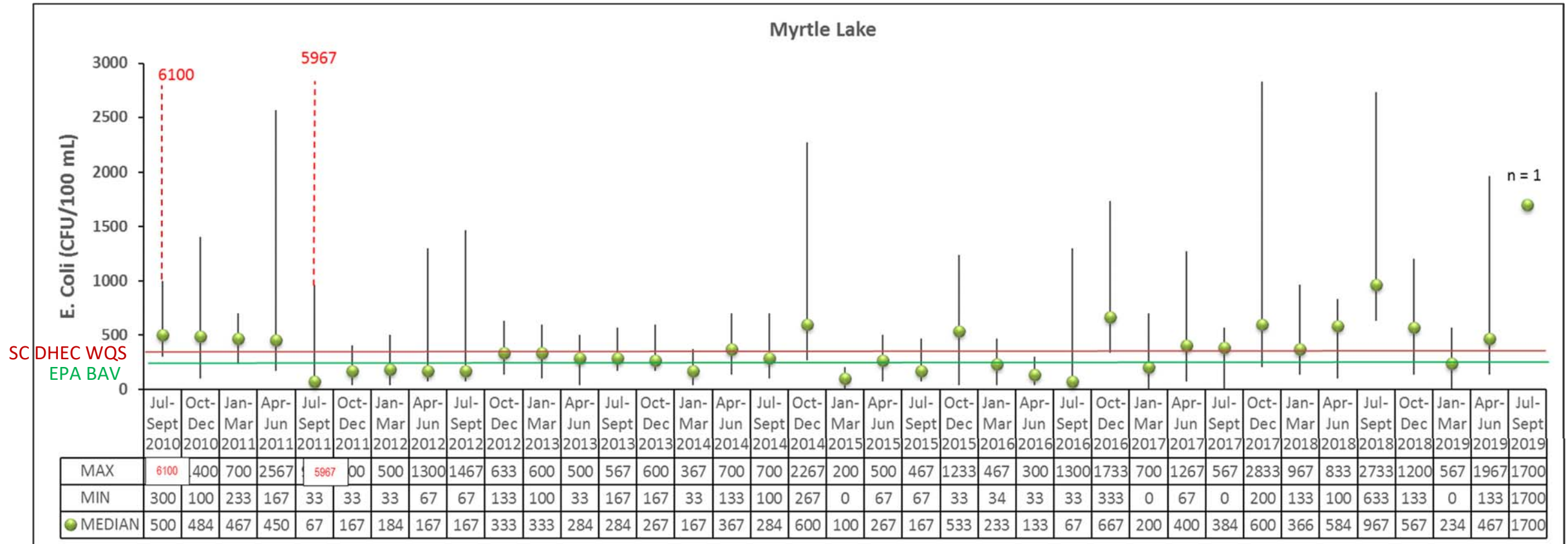
## 4/16/19



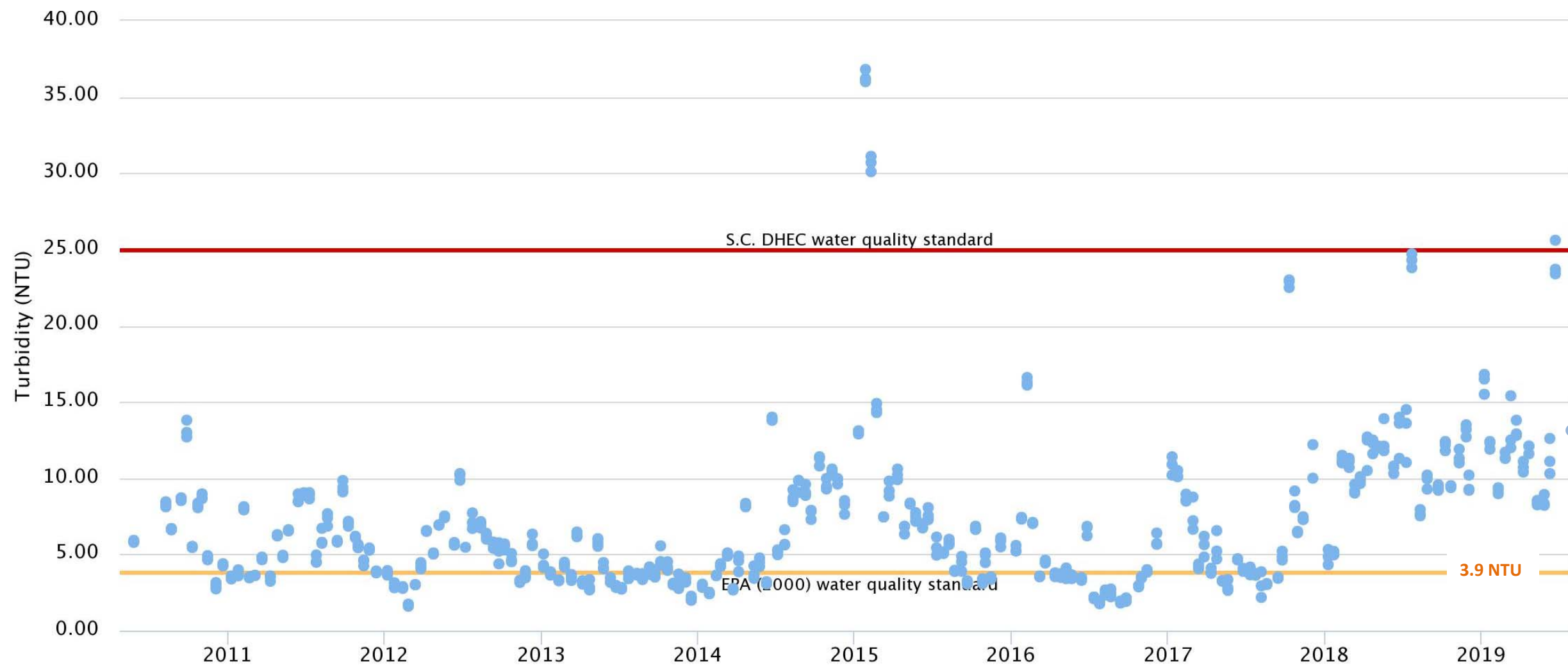
Lake Dogwood: Since the last quarter in 2017, no reports have exceeded the SC DHEC water quality standard. Two reports (7/24/18 and 1/8/19) were close (333 CFU/100 mL) and exceeded the EPA recommended level (235 CFU/100 mL). Turbidity was high (24 and 16 NTU). 7/24/18 sample was collected after 1.4" rain.



Myrtle Lake: Since the last quarter in 2016, median E. coli has exceeded the SC DHEC water quality standard with the exception of the first quarters (winter: Jan-Mar) in 2017 and 2019.



Lake Dogwood: Long-term trend of increased turbidity started in Oct 2017 continues. Median of 168 samples taken up through Oct 2017 was 4.9 NTU. Current median is now 5.6 NTU (207 samples).



Fewer contraventions of oxygen water quality criteria are continuing and are due to increased levels of oxygen during warm weather. Some evidence that algal blooms supply oxygen at both sites.

