

Inside SURFSIDE



surfsidebeach.org

Town Council Members

- Allen Deaton, Mayor
- Bob Childs, Mayor Pro Tem
- Vicki Blair, Member
- Ann Dodge, Member
- Mark Johnson, Member
- Douglas Samples, Member
- Rod Smith, Member

Inside this issue:

Planning & Zoning	2, 7, 10, 11 & 13
Hurricane Season 2010	3, 6, 14, 15, & 16
Senior Scams	4, 5, 8 & 9
Sanitation	9
Meet Sabrina Deeley	13
Meet John Adair	14
Keeping Our Lakes	17 & 19
Budget	18
Calendar of Upcoming	19

Another 4th to Remember



The fireworks from this year's Surfside Beach Independence Day Celebration were seen and heard

from Myrtle Beach to Murrells Inlet by an estimated crowd of over 40,000 patrons. Fortunately, the tide was low so we had enough room for everyone who wanted a front row seat. The 5,437 fireworks display by East Coast Pyrotechnics lasted approximately 30 minutes and was for the second year in a row proclaimed the best on the Strand.

We would like to take this opportunity to once again, thank our event sponsors for their generous donations: Crystallite Café, Conway National Bank, Moore and Associates Insurance, Piggly Wiggly, Santee Cooper, Surfside Realty, Time-Warner Cable and Wild Water and Wheels.

Dogs Allowed

The Town of Surfside Beach now has a dog park; well, actually, it has two, one for small dogs and another general area for all other dogs. The parks are not large and we still need to add some benches for our dog owners to sit and relax while watching their pets but it has been getting some good use. Dog parks can be a lot of fun for you

and your dog. It's a great socialization opportunity for everyone. Just remember, it is important to make sure that your dog is ready for a dog park. You have to know your dog and know whether it is ready; aggressive and shy dogs should be kept at home to avoid fights and conflicts. I already know that I cannot bring my dog to a dog park

By Sharon Pinnell

because he does not particularly care for dogs. I have a miniature dachshund that does not know he is a dog; My husband and I have not had the heart to tell him, so, we will not be bringing him there. Our friends have referred to him as our hairy son, so, yes, that is our problem to deal with but I have heard that

(Continued on page 2)

Dog Park Rules

- Open sunrise to sunset. Closed Wednesdays 10:00 am - 12:00 noon for cleaning.
- Enter and use the Dog Park at your own risk.
- Dog owners must be 18 years of age.
- Children should always be supervised by a responsible adult.
- ALL dogs must have current rabies vaccinations and wear current tags.
- ALL dogs must have and wear current Town of Surfside Beach license tags. Residents and Non-Residents \$10. Tags can be purchased at Town Hall 115 US Highway 17 N. 843-913-6111.
- Spectators shall remain outside of the fence area.
- Owners shall clean up after their dogs using bags provided. Report need for bags 650-4131.
- Dispose of waste properly in the designated on-site containers.
- No more than two dogs per person on any single visit.
- Owners must have one leash per dog at all times.
- Puppies six months and younger are not permitted in the Dog Park.
- The Dog Park is subject to patrol by Animal Control, and Surfside Beach Police Department.
- Aggressive dogs and female dogs in heat are not allowed in the Dog Park.

(continued on page 12)

Dogs Allowed



(Continued from page 1)

most other dogs do very well in dog parks. If you have never brought your dog to a dog park before here are a few tips you may want to consider:

- You should be able to recall your dog at any

time. This is for your dogs safety.

- If your dog is the kind of dog that gets overexcited and barks and lunges when it sees a new dog, then they may need to be trained and desensitized to other dogs.

Planning and Zoning

The Planning, Building and Zoning Dept. wishes everyone a safe summer. The summer is also the season for hurricanes. It's very important that everyone in Surfside Beach is aware of how to prepare for a hurricane. We would like to once again inform you of some measures that you can take to prepare.

1. Prepare for flooding by doing the following:
 - Know how to shut off the electricity and gas to your house when a flood comes.
 - Make a list of emergency numbers and identify a safe place to go to.

By Sharon Pinnell

and may not be ready for socializing in a dog park

- Always supervise your dog. A dog out of site could end up in a fight.
- Pay attention to your dog and its interaction with other dogs and be aware of potential problems.
- Learn to read and respond to your dog's behavior and body language and be alert to the behavior of other dogs.

(Continued on page 12)

By Jackie Donevant

- Make a household inventory, especially of lower level contents.
- Put insurance policies, valuable papers, medicine, etc. in a safe place.
- Collect and put cleaning supplies, camera,

(Continued on page 7)

Hurricane Season 2010



We are facing hurricane season 2010 that began June 1st and will extend to November 30th. The season is predicted to be a very active year with 14 to 23 named storms (top winds of 39 mph or higher), including 8 to 14 hurricanes (top winds of 74 mph or higher), of which 3 to 7 could be major hurricanes (category 3, 4 or 5; winds of at least 111 mph). While the numbers are impressive and certainly above normal, the facts are real in terms of atmospheric conditions and what they signify.

Hurricane plans should be in place and ready to follow. We have consulted with our insurance agents and know what our policies cover (and

what they don't). We have decided where we would go if asked to evacuate and what we will do with our pets. We have gotten answers to our concerns of how to prepare so we are ready for this hurricane season. The following is a scenario that could take place right here in Surfside Beach.

Picture this... it's a beautiful Labor Day weekend in September along the coast of South Carolina with thousands enjoying the holiday and beach but over the ocean, Hurricane Lucy is a category 2 storm wreaking havoc on the Windward Islands and the projected path is to the southeast coast. As the storm moves forward, your plan of action should be to begin prepa-

By Jan Lewis

ration of property by removing dead limbs on trees and shrubs, knowing where you will evacuate to if asked to do so, who your contact point will be in the family for everyone to call regarding your safety and making certain that you have medicinal supplies enough for at least 2 weeks. As Hurricane Lucy approaches the Bahamas on Monday, it becomes apparent that the storm will indeed threaten the east coast, specifically South or North Carolina in approximately three to four days. You should now be locating important papers and putting them in a safe dry container to take with you. Important mementoes should be set aside along with a map, identification papers and other items that can not be replaced such as pictures and certificates.

By Tuesday, Hurricane Lucy has now grown to category 3 with the possibility of strengthening and it appears landfall will be somewhere along the coast of South Caro-

(Continued on page 6)



Traffic during hurricane season is steady, even without a threatening hurricane.

“The season is predicted to be a very active year with 14 to 23 named storms (top winds of 39 mph or higher), including 8 to 14 hurricanes (top winds of 74 mph or higher), of which 3 to 7 could be major hurricanes.”



A category 3 hurricane sustains winds from 111-130 mph.



They are more likely to own their own home, making them vulnerable to reverse mortgage scams.

“As law enforcement works to detect and prevent crime, we rely heavily on trends; indicators of types of crimes being committed or victims being targeted. Over the past several years there have been an increasing number of crimes targeting older Americans.”



According to the FBI (FBI.gov), many seniors have minimal computer skills, making technical scams easier.

Senior Scams

As law enforcement works to detect and prevent crime, we rely heavily on trends; indicators of types of crimes being committed or victims being targeted. Over the past several years there have been an increasing number of crimes targeting older Americans (age 65 and older). Many of these crimes come in the form of scams and frauds.

According to the U.S. Department of Health & Human Services, as of 2008 the older American population made up over 12% of all Americans; over 38 million people. This is statistically 1 in every 8 Americans. By all indications the current U.S. Census will confirm that number is rising. It is estimated that by 2030 there will be 72.1 million older Americans (U.S. DH&HS).

A growing trend in crime is the targeting of older Americans as victims of frauds and scams. There are several reasons why older Americans are targeted by scammers. Older Americans are

more than likely to have a “nest egg” put away; this is a prime target of financial scammers. They are more likely to own their own home, making them vulnerable to reverse mortgage scams. Most older Americans also have good credit.

Likewise there are several factors that make older Americans more vulnerable to financial frauds. According to the FBI (FBI.gov), many seniors have minimal computer skills, making technical scams easier. Older Americans, especially those raised in the 30’s, 40’s, and 50’s are a “trusting generation”; an ideal trait for professional, fast-talking scammers. Sadly, many are often unaware they have been scammed or are ashamed to report it to law enforcement.

The first and often best weapon law enforcement has is education. There are numerous scams out there, each with several variations. It is essential to focus on educating the public on what to look

By Captain Arron B. Miller

for and how to avoid becoming a victim.

The FBI has identified several types of senior based frauds. These frauds include health insurance frauds, counterfeit prescription drugs, funeral/cemetery fraud, telemarketing, investment schemes, and reverse mortgages. Most of these scams are daily common occurrences and many have been reported in our own town.

As stated above, the first step is knowing how to avoid being the victim of a scam. Here are some suggestions to stay secure:



Health Insurance Fraud

- Never sign blank consent, insurance, or medical forms
- Ask medical providers to explain and pro-

(Continued on page 5)

Senior Scams

(Continued from page 4)

vide documentation of the services they will provide

- Review all insurance/medical claim forms
- Avoid door-to-door or telemarketing firms dealing with medical supplies



- Do not give insurance/Medicare information over the phone

Counterfeit Drugs

- Carefully examine packaging and look for changes in appearance of drugs
- Ask pharmacist to examine drugs
- Use caution when ordering drugs over the internet! Reputa-

ble online pharmacies will have a seal of approval called VIPPS (verified internet pharmacy practice site)

- Special deals and promotions that seem “too good to be true” usually are

Funeral/Cemetery Fraud

- Take a friend or relative with you, especially if a spouse is not present
- Carefully review costs; find out what costs are part of the services and what costs are additional
- Carefully review any agreement or contract prior to signing, paying special attention to refund and cancellation terms

- Share your wishes and plans with a family member, someone who can ensure your wishes are complied with

By Captain Arron B. Miller

- Be cautious of heavy pressure and sales tactics

Telemarketing Fraud

- Be cautious of statements like “you must act now” or “limited offer”
- Supposed “free gifts” and prizes are usually not free; these are often loaded with back-end costs
- Avoid pre-paying or sending money to secure participation on a contest or sweepstakes
- Ask for written material or a website to learn more about the company
- Don’t give in to heavy pressure and sales tactics

Reverse Mortgages:

While there are legitimate reverse mortgage products on the market, The FBI

(Continued on page 8)



Be very cautious of telemarketers. Avoid pre-paying or sending money to secure participation on a contest or sweepstakes.

“The FBI has identified several types of senior based frauds. These frauds include health insurance frauds, counterfeit prescription drugs, funeral/cemetery fraud, telemarketing, investment schemes, and reverse mortgages.”



Share your wishes and plans with a family member, someone who can ensure your wishes are complied with.



Those who chose to ride out the storm will have not only put themselves in jeopardy but also the lives of others in their household.

“Property on the south end of Town was once a small portion of a large plantation known as the Ark (or Arke) Plantation that encompassed most of Surfside Beach in the early 1800s.”



This chart shows past hurricane paths in South Carolina.

Hurricane Season 2010

By Jan Lewis



(Continued from page 3)

lina in about two days. The Governor is looking closely at the situation and after conference calls with the various counties along the coast, feels that a voluntary evacuation should be considered for early Wednesday morning with a mandatory evacuation scheduled for later in the day. Lucy has the potential to increase to a category 4 before landfall, which now appears to be late Thursday or early Friday morning.

Wednesday morning at 7:00 a.m., the voluntary evacuation notice is given and several visitors begin to pack and leave. Locals are fueling their cars and preparing to leave sometime during Wednesday since the media is more definite of a landfall along the South Carolina

coast. Traffic is steady with even some local residents now heeding the warning and leaving before the routes away from the coast become congested. Later on Wednesday, because of the amount of visitors and residents still along the coast, a mandatory evacuation is issued. Those who did not leave during the voluntary evacuation are now forced to take a particular route out of Town depending upon where they live. Many think, “I should have left under the voluntary evacuation, then I could have gone the way I wanted”, but by waiting you will be made to take certain routes. With the storm bearing down, you will need to evacuate because when the winds reach 40 to 60 miles per hour, all emer-

gency personnel will be brought off the streets.

Hurricane Lucy approaches the South Carolina coast as a category 3 at 8:00 p.m. on Thursday evening. A storm surge (large dome of water) of approximately 18 feet is expected with high winds. What type of damage can be expected? With a category 3 storm, trees will break, some roofs will come off, unprotected windows will break and the storm surge will flood several blocks back from the beach leaving behind debris, sand and water. Surfside Beach has requested the power to the town be cut off at 10:00 in an effort to prevent fires. Anyone remaining on the east side of Highway 17 will likely experience the fury of the storm with flooding rains and storm surge around their homes and they will be in the dark. Those who chose to ride out the storm will have not only put themselves in jeopardy but also the lives of others in their household.

(Continued on page 14)

Planning and Zoning

(Continued from page 2)

waterproof boots, etc. in a handy place.



- Develop a disaster response plan - See the Red Cross website: www.redcross.org/services/disaster for a copy of the brochure "Your Family Disaster Plan".

- Get a copy of *Repairing Your Flooded Home*. It can be found on the Red Cross website also.

2. Consider some permanent flood protection measures.

- Mark your fuse or breaker box to show the circuits to the floodable areas. Turning off the power to these areas can reduce property damage and save lives.

- Consider elevating your house above flood levels.

3. Get a flood insurance policy.

- Homeowner's insurance policies do not cover damage from floods. However, because the Town of Surfside Beach participates in the National Flood Insurance Program, you can purchase a separate flood insurance policy. This insurance is backed by the Federal government and is available to everyone, even properties that have been flooded. The Town of Surfside Beach is also in the process of applying for acceptance to the Community Rating System. If accepted, it will help you to receive a reduction in the insurance premium.

- If your area is not mapped as a Special Flood Hazard Area,

By Jackie Donevant

you may qualify for a lower cost Preferred Risk Policy.

- Some people have purchased flood insurance because it was required by the bank when they got a mortgage or home improvement loan. Usually these policies just cover the building's structure and not the contents. During the kind of flooding that happens in this area, there is usually more damage to the furniture and contents than there is to the structure. Be sure you have contents coverage.

- Don't wait for the next flood to buy insurance protection. In most cases, there is a 30-day waiting period before National Flood Insurance Program coverage takes effect.

- Contact your insurance agent for more

(Continued on page 10)



Mark your fuse or breaker box to show the circuits to the floodable areas. Turning off the power to these areas can reduce property damage and save lives.

"As well as being in an area with possible flooding, the Town of Surfside Beach is in a high wind area."




Homeowner's insurance policies do not cover damage from floods. However, because the Town of Surfside Beach participates in the National Flood Insurance Program, you can purchase a separate flood insurance policy.



If you feel you or someone you know might be the victim of a scam, contact your local police department.

“The “grandparent scam” targets older people that may have trouble with recognizing voices over the phone or are hearing impaired.”



Typically, the con artist's (grandchild) voice will be distressed and telling his/her grandparent that he/she has been in an accident, arrested, or is sick and in need of money right away.

Senior Scams

(Continued from page 5)

and HUD (U.S. Department of Housing & Urban Development) urge senior citizens to take precautions when seeking a program. Reverse Mortgages or “Home Equity Conversion Mortgages” are on the rise, increasing over 1,300 % from 1999 to 2008.

- Beware of offers of a “free home” to live in during the equity conversion process
- Unsolicited advertisements should be avoided
- Carefully review paperwork and forms; most reverse mortgages are complex
- Seek the assistance of a professional reverse mortgage counselor

Every day there are new scams reported and new variations to old scams. Once such scam is often called the “grandparent

scam”. This scam specifically targets older Americans in a very personal level.

The “grandparent scam” targets older people that may have trouble with recognizing voices over the phone or are hearing impaired. It will start with a phone call from someone posing as a grandchild. Typically, the con artist’s (grandchild) voice will be distressed and telling his/her grandparent that he/she has been in an accident, arrested, or is sick and in need of money right away. The grandchild will then ask grandma or grandpa to wire him/her some money as soon as possible. The cons usually claim to be embarrassed by the incident, ask to keep it a secret, and not to tell his/her parents, so the victim may neglect to verify the story before sending the money. Caregivers, sons and daughters, or even the grandparents themselves should be aware and suspicious of any request for money to be sent through

By Captain Arron B. Miller

a wire transfer to any foreign country. Many of these scams involve an alleged trip to Mexico or Canada. Money transfers can be picked up at any service location if they have the confirmation number and are very difficult to track after they have been received. Generally, they are not recoverable.

The following are some tips to detect and avoid this scam:



- Do not provide credit card or bank account over the phone for any reason.
- Confirm the caller’s identity by telling him/her you will call him/her back on the house or cell phone.
- If you receive a phone call and the

(Continued on page 9)

Sanitation

Approximately 3500 recycle carts have been delivered to residential and commercial establishments throughout town since we switched from blue bags to carts for collection of recycling materials. From April 2008 to the present we have collected 883.91 tons of recyclable materials! That has resulted in a savings of \$25,633.39 in tipping fees. Currently we collect an average of 34 tons of recyclable materials per month. Recycle carts are delivered free of charge.

Crews are following our "summer schedule" for

trash collection. Which is featured on the right.

Carts must be on the assigned side of the street by 6:00am and removed by 11:00pm. Carts may be put out the night before.

Recycling carts are serviced on Thursdays. Crews will roll out recycle carts for those locations participating in the summer roll-out service in the rental district. Material can be co-mingled and must not be bagged. Recycling carts must be on the assigned side of the

street by 6:00am and removed by 11:00pm. Styrofoam is not recyclable.

Residential yard debris is picked up throughout town on Wednesdays. Leaves and/or grass clippings must be bagged. Pampas grass must be tied or bagged.

Residential bulk items such as furniture or appliances are picked up throughout town on Fridays. Items must be curbside and reachable by our "claw/clamshell" truck. We cannot accept tires, paint cans or shingles.

By Joan Saleem



If you would like a recycle cart please call (843) 913-6360.


Summer Schedule

Sundays, Wednesdays, Fridays – 3 x week "roll-out" service in rental district.

Mondays – North End from 17th Avenue North to 3rd Avenue South west of Dogwood/Pinewood

Tuesdays – South End from 4th Avenue South to Melody Lane west of Dogwood/Lake Court; Caropines

Wednesdays – Ocean Blvd., Lake Court, Pinewood, Dogwood, Yaupon, Seaside Drive and all cross streets in between.



Never wire money to anyone without first verifying the caller's identity

Senior Scams

(Continued from page 8)

caller says "It's your grandson," don't respond with "Which one" or give away any relative's names. This will give the con artist even more information to use.

➤ Be suspicious of deals that are too good to be true

- Never wire money to a stranger or a relative without first verifying the caller's identity
- Be careful with any personal or family information you may be asked to give on the internet for any reason. This information can easily be used in the grandparent scam

It is important to understand that senior scams are a growing problem, targeting the financial information and assets of our older Americans. The most important step in staying safe is continuing to educate ourselves and our seniors. If you feel you or someone you know might be the victim of a scam, contact your local police department.

By Captain Arron B. Miller





This Bradford Pear was the victim of a summer storm packing high winds. The right half of the tree split-out at the first major "V-shaped" crotch.

"Some trees are more prone to storm damage than others, due to their basic growth habits."



While the roots on this forest giant may have been broad, they weren't as deep as you may have guessed.

Planning and Zoning

By Jackie Donevant

(Continued from page 7)

information on rates and coverage.

As well as being in an area with possible flooding, the Town of Surfside Beach is in a high wind area. This means that we must follow the International Building and Residential codes for high wind areas which affects many aspects in building a residential or commercial building, an addition, shed, remodeling or just for simply replacing windows in all of our town. We must follow these codes and hope that this will help in making our town a little bit safer.

Trees are also a big concern in the Town of Surfside Beach. Following is some information that we found on http://www.treeboss.net/tree_wind-damage.htm.

Wind Damage to Trees

Some trees are more prone to storm damage than others, due to their



This large evergreen tree was the victim of high winds and rain-soaked soil. Many people ask if these trees can be stood back up and staked in place. It should only be attempted with the most valuable specimens since success will be limited.

basic growth habits. A classic example in the northeastern United States is the Bradford Pear. The growth habit of the tree causes it to form steep "V-shaped" branch crotches. This structural weakness, combined with rapid growth, combine to make these Pears extremely vulnerable to hurricane or high wind damage.

Roots

Trees have different root structures and some, like Oaks, create deep tap roots. However, most trees have the majority of their roots in the top 12 to 18 inches of the soil. As some

author once said, it's almost as though they "are sitting on a dime." And when you combine shallow roots with rain-soaked soil, it is easy to end up with a wind-thrown tree.

Poor Planting Techniques Can Lead to Windthrow Decades Later!

Unfortunately, either to save time or due to lack of knowledge, many trees have their fates sealed for them the day they are planted. Synthetic burlap, often called Leno, is a handy product for nurs-

(Continued on page 11)

Planning and Zoning



Synthetic Burlap - The bane of modern landscaping!

(Continued from page 10)

erymen since it allows them to hold balled-and-burlapped trees much longer than when the earth balls are wrapped with burlap. While regular burlap rots away in one year, synthetic burlap lasts much longer. In most cases, it lasts way too long if it isn't removed at the time of planting, since it constricts roots and weakens a tree's resistance to high winds. If you ever plant a tree with the earth ball wrapped in synthetic burlap, be sure to cut-away as much of the material as possible, because it not only constricts future root growth, it can also girdle (choke) the tree trunk. How do you know

if it is synthetic burlap? The flame from a lighter will cause it to melt like plastic, instead of burning like cotton fabric.

What else makes my trees more susceptible to storm damage?

Decay - If you see any sort of conk (mushroom looking structure) growing out of a tree trunk, it indicates there is decay within the tree trunk. This will weaken the integrity of the wood in high winds.

What's the single most important thing to do that will protect my trees

By Jackie Donevant

from hurricanes and high winds?

The one word answer to that question is **THINNING**. Picture an old sailing frigate like the one you saw in the movie "Pirates of the Caribbean." That sailing vessel had several masts, and each mast contained several sails. In order to catch the most wind, all the sails were set so they could catch the wind. Now visualize an evergreen tree with rows of branches up and down the tree trunk. These branches are very similar to those sails, each catching some wind instead of allowing the wind to pass through. The point being, that if you eliminate some of the branches, the tree will have less "sails" to catch the wind. If wind can pass through a tree more easily, it is much less likely to get blown over in high winds. Therefore, thin your trees to help protect them from tornadoes, hurricanes and other strong storms.

(Continued on page 13)



Conks on this black locust trunk warn us that there is decay inside the trunk, making the tree more susceptible to high winds.

"The Planning Commission has worked very hard on rewriting the Zoning ordinances and should be bringing some sections for public hearings in the next month or two."



If wind can pass through a tree more easily, it is much less likely to get blown over in high winds.



Dog Park Rules

(continued)

- Professional Dog trainers may not use the Dog Park to conduct business UNLESS sanctioned by the Town of Surfside Beach.
- Owners are responsible for any injury or damage caused by their dog and are fully responsible for their dog's and their own actions.
- No food, treats, alcoholic beverages, glass containers, strollers, bicycles, toys, smoking is not allowed in the Dog Park.
- Dogs must be leashed when entering and exiting the Dog Park.
- Anyone found not following the rules will be asked to leave the Dog Park.
- Animal Control will be called to collect any unattended dogs and appropriate actions will be taken.
- SC Law Requires all dog bites to be reported to the Town of Surfside Beach Police Department. Call 911 for emergencies. Call 843-913-6368 for non-emergencies.
- The Town of Surfside Beach Police Department regularly patrols and has jurisdiction over these town grounds.

Dogs Allowed

(Continued from page 2)

- If your dog shows any aggressive behavior, remove them from the park immediately.
 - Never bring treats or your dogs special toys into the park. Other dogs may fight over food and try to take their toys. Also no people food should be brought in to the park either. A dropped piece of food or the smell of food can cause a disturbance.
 - Keep your dog on a leash on the way to and from the dog park. Once in the park remove the leash. A leashed dog, when confronting an off-leash dog can feel vulnerable and fearful and it may also feel the need to protect you. When you tug on the leash you put your dog at a disadvantage and are unwittingly asking for a confrontation with the unleashed dog.
- When restrained and pulling against the leash your dog now looks to be in a chest-out, raised-up aggressive pose that can cause the off-leash dog to feel threatened.
- Some dogs have rough play styles and can be overpowering although non-aggressive. If this is your dogs play style and they appear to be menacing towards other dogs please be considerate of others and call your dog away or remove it from the park.
 - Puppies under 6 months of age are not allowed in the park. Even though they may have received their vaccines; a puppy's immune system is not fully developed yet.
- Many communities throughout the country have added dog parks with a lot of success. Knowing your dog and


By Sharon Pinnell

following the rules of the park are reasons for their success. The Town of Surfside Beach hopes you and your dog enjoy this new addition to our wonderful little town and remember; exercise and socialization is not just important for us it is also important for our hairy sons and daughters.

Dog Parks are located between Pine Drive and 1st Avenue North off of Willow Drive which is off of Surfside Drive. All dogs must be registered with the town for a fee of \$10 annually. Tags can be purchased at Town Hall located at 115 US Highway 17 N Monday through Friday 8AM until 5PM. Park hours are sunrise to sunset. The park will be closed for maintenance on Wednesdays 10AM until noon.



Meet Sabrina Deeley



Sabrina Deeley has been the Marketing and Website Intern for the Town of Surfside Beach for the past year. Sabrina works up to 15 hours per week. She makes fliers and newsletters for the town and helps maintain the town website and Facebook account.

Sabrina graduated from St. James High School this past June with hon-

ors. At St. James, she was the Student Body President and Website Assistant. In her position as Student Body President, her leadership, communication, and organizational skills helped her to significantly increase community involvement in the school. Sabrina organized a community yard sale at the school to get adults and elderly into the school. She also

organized a “Trick-or-Trunk” at Halloween to provide a safe trick-or-treating environment for “future sharks.” Sabrina believes that the key to a successful school, requires a supportive and involved community. This fall Sabrina received the DAR’s Good Citizenship award and The Sun News & Wendy’s Youth Leadership Award.

In the fall, Sabrina will be attending Coastal Carolina University with a declared major in Business. In her free time, she enjoys going to the beach, spending time with her family, and watching or playing sports. Sabrina plans to intern with Surfside Beach for the rest of the year.



Sabrina receives the Good Citizenship Award from the Daughters of the American Revolution.

“In her position as Student Body President, her leadership, communication, and organizational skills helped her to significantly increase community involvement in the school.”

By Jackie Donevant

Planning and Zoning

(Continued from page 11)

The Planning Commission has worked very hard on rewriting the Zoning ordinances and should be bringing some sections for public hearings in the next month or two. Please check our

website at surfsidebeach.org to find the dates and times for these hearings. We welcome everyone’s input at these hearings.

The Planning, Building and Zoning department welcomes anyone to call

with zoning, permitting, licensing and or building questions. The telephone number is 913-6111 and ask for the PB & Z Department.



Please check our website at surfsidebeach.org to find the dates and times for these hearings. We welcome everyone’s input at these hearings.



John is a graduate of the NYC Mayor's "Leadership Institute."

"John brings a breadth of experience in operations and logistics, project planning, human resource management, public relations, and emergency management."

Meet John Adair

John Adair moved to the area last year, after completing a 20-year career with the New York City Department of Sanitation. He worked his way through the ranks, culminating with six years as a Deputy Chief in Manhattan. John brings a breadth of experience in operations and logistics, project planning, human resource management, public relations, and emergency management. He has successfully implemented new initiatives in areas of public recycling, worker productivity, emergency operations, and public awareness.



John is a graduate of the NYC Mayor's "Leadership Institute", which is an executive development series of courses, offered to select city managers, to prepare them for future manage-

ment opportunities. He also has an Associate degree in Business Management from Empire State College. John and his wife, Colleen, live in Carolina Forest with their three children.

Hurricane Season 2010

By Jan Lewis

(Continued from page 6)

It is now too late to leave even if you want to. Emergency Personnel (Fire, Police and EMS) are unable to respond to calls for assistance because of the winds and water. The storm rages on throughout Thursday night with tornados spawning and rains and winds pounding the area.

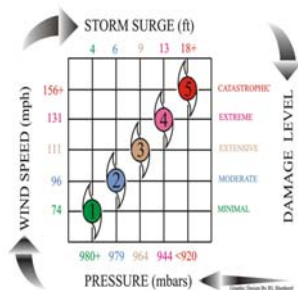
Friday morning dawns cloudy with light showers. The worst is over and the sun will appear later that day. What is visible is the amount of debris and destruction that Hurricane Lucy left behind. Items of every description are strewn everywhere and hazardous materials such as propane tanks carried by the storm surge and leaking gas litter the town.

Power lines are hanging precariously and trees are snapped in half. Some houses have been moved off of their foundations by the storm surge and streets are not visible due to the amount of sand that has been deposited on them.

During the weekend, public works crews along with emergency personnel begin

(Continued on page 15)

SAFFIR-SIMPSON HURRICANE SCALE



This chart shows the winds, pressure and damage levels of the different category hurricanes.

Hurricane Season 2010

By Jan Lewis



(Continued from page 14)

the hard job of trying to make the area safe for the residents to return. The power company is beginning to isolate areas of concern to slowly be able to repair the downed lines.

Local residents who evacuated to another town or possibly another state want to know when they can return home and to what kind of dam-

age they may face. The news media is focusing only on the whole picture and giving very little information that you want to know. Fortunately, the State of South Carolina has come a long way since 1989 when Hurricane Hugo came ashore and now have the South Carolina Information Phone System manned in Columbia. Local residents can call toll free (866)-246-0133 and receive statewide information about damage assess-

ments and re-entry instructions. This automated number is available 24 hours a day when an evacuation order is given that allows you to receive situation reports, evacuation and re-entry information, local road closures etc.

Plan to stay gone for at least three days however, once you are permitted to return home, be prepared for the worst. Expect delays coming back and when you approach road-block areas, have your identification ready to help expedite the flow of traffic. Upon returning to your home, use caution. Debris will cause nails and sharp edges to be exposed so while walking, use caution. When picking up debris, do so slowly and carefully. There may be snakes or other animals that have taken refuge there and they will bite. As you begin your cleanup, put all limbs, trees and shrubs that have been downed by the storm in one pile along the road (green items). Appliances

(Continued on page 16)



Plan to stay gone for at least three days however, once you are permitted to return home, be prepared for the worst.

“Fortunately, the State of South Carolina has come a long way since 1989 when Hurricane Hugo came ashore.”



When picking up debris, do so slowly and carefully. There may be snakes or other animals that have taken refuge there and they will bite.



Just because it may look clean coming out of the faucet, does not make it clean. Use only the bottled water you brought with you.

“An emergency is difficult for everyone including the person behind the counter at town hall, emergency personnel, and those dealing with the utilities and clearing of debris.”



Take inventory of what you have lost and throw it out. It is not worth illness so consume only that which you know is safe.

Hurricane Season 2010

(Continued from page 15)

such as refrigerators, air conditioners and similar items should be placed in another pile (white items) and buildings materials in another pile. By separating, it will be easier to be removed and will expedite the process.

Do not drink the water unless told it is safe to do so. Just because it may look clean coming out of the faucet, does not make it clean. Use only the bottled water you brought with you. Foods in the refrigerator may have thawed or become unsafe to eat. Take inventory of what you have lost and throw it out. It is not worth illness so consume only that which you know is safe. Do not turn gas, electric or other utilities on unless advised it is safe to do so. Do not light matches if there is an odor of propane or gas. Use only flashlights and battery powered devices. Remember, if the water service has been interrupted, fire trucks will not have the use of hydrants if your home catches on fire. Cook

only on approved grills away from the house and do not light fires in pits. Trees will be extremely dry from the salt air beating them during the storm and will ignite quickly. It would be unfortunate to have little damage to your home only to set it on fire later.

Remain on your property. Sightseeing and wandering around to see the aftermath will only put your safety in jeopardy and that of the personnel working to restore your community back to normal. If you must leave your property, take the appropriate identification with you.

Have your insurance policy with you in a safe place. Assess your damage and if you have taken videos or pictures before the storm, have them close at hand to show your adjuster.

Contract with only reputable contractors. Following a disaster, several feel they can make a fast dollar on YOU so check with your local govern-

ment before hiring contractors to ensure they are licensed. Never pay before the work is done!

As your community slowly returns to normal, you may begin to feel the effects of the event. You or members of your household may feel melancholy, frightened, or stressed. This will be normal however, if the condition continues or worsens, seek appropriate medical attention.

The best advice to give facing an event such as Hurricane Lucy is BE PREPARED! Use common sense and have patience. An emergency is difficult for everyone including the person behind the counter at town hall, emergency personnel, and those dealing with the utilities and clearing of debris. Remember, they have also experienced the same emergency that you have and are feeling the same frustrations. Your patience will be appreciated.

§

Keeping Our Lakes Clean, Not Green By Nicole Saladin



Since the Town dredged the local lakes, thick algae growth, such as seen here on Dogwood Lake, is not as big of a problem; however, the problem still exists and will persist until the Town and homeowners alike better manage the input of nutrients into the lakes.

As the temperatures rise in the summer months, algae grow faster. Algae, just like other plants, grow because of light and nutrients. Nutrients in our lakes come from fertilizers, yard debris, and animal waste from geese, swans, ducks, dogs, and cats. The drains and ditches in our neighborhood lead to our lakes (not a water treatment facility), and when it rains, *stormwater runoff* carries these nutrients, as well as pesticides and other pollutants from our yards, driveways, and roads into the lakes. In other words, we contribute to our own algae problems. Since the

Town dredged its lakes in recent years, algae problems have decreased, but the causes of algae haven't necessarily gone away, and some algae growth still occurs. Below is a list of some ways that you can help manage unsightly algae that grows on our lakes, as well as protect overall water quality in the Town of Surfside Beach:

- *Use fertilizer sparingly:* Follow directions on fertilizers; more is NOT better. Too much fertilizer hurts your lawn, and also the excess enters the lakes where it causes

algae to grow. If using a yard maintenance company, verify that they are not using more fertilizer than your yard needs (and that they're not charging you for the excess use).

- *Encourage native vegetation to grow in your yard:* Native plants and trees are adapted to local soils, and often require less fertilizers and other chemicals than non-native plants in order to thrive. They also absorb rain water (often times more than non-natives), which can reduce flooding and reduce the amount of runoff entering the lakes. If you live directly on a lake, create a shoreline garden by allowing vegetation to grow at the water's edge instead of mowing your lawn to the water. This will filter nutrients from your lawn as water flows over your yard and into the lakes.

(Continued on page 19)



Too much fertilizer hurts your lawn, and also the excess enters the lakes where it causes algae to grow.

“Since the Town dredged its lakes in recent years, algae problems have decreased, but the causes of algae haven't necessarily gone away.”



Mowing grass to the water's edge allows nutrients, litter, chemicals, and other pollutants to easily enter waterways, and it also increases shoreline erosion, which can threaten property (as seen in this picture). Next time you visit the park at Floral Lake, notice that the Town has recently allowed vegetation to reestablish itself along the water's edge, a practice encouraged for homeowners as well.



The complete budget will be posted on the Town's website in a few weeks.

Budget

By Kim Hursey

At a Special Meeting held on June 29, 2010 the Town Council adopted the FY2010-2011 fiscal year budget. Below is summary of all funds for the coming year. The Town's tax millage remained the same at 44 mils. The complete budget will be posted on the Town's website in a few weeks. The Town just finished a long 15-month fiscal year as we transitioned to our new fiscal year; which will now be July 1st to June 30th. It was a long and tough year for everyone but the Town budgeted it's revenue conservatively last year and we finished strongly. Our annual audit is scheduled to begin on August 9th. Any questions can be submitted to finance@surfsidebeach.org.

"It was a long and tough year for everyone but the Town budgeted it's revenue conservatively last year and we finished strongly."

Adopted Budget Fiscal Year 2010-2011

Fund	Adopted		Increase
	Revenues	Expenditures	(Decrease)
			Fund Balance
General Fund	\$ 5,358,691	\$ 6,165,111	\$ (806,420)
Capital Projects Fund	\$ 320,000	\$ 375,000	\$ (55,000)
Hospitality Fund	\$ 790,000	\$ 638,114	\$ 151,886
Accommodations Tax Fund	\$ 455,000	\$ 440,374	\$ 14,626
Local Accommodations Governmental Activities Total	<u>\$ 130,000</u>	<u>\$ 130,000</u>	<u>\$ -</u>
	\$ 7,053,691	\$ 7,748,599	(694,908)
Sanitation Fund	\$ 1,170,100	\$ 1,092,257	\$ 77,843
Pier Enterprise Fund	\$ 350,000	\$ 154,397	\$ 195,603
Business-Type Activities Total	<u>\$ 1,520,100</u>	<u>\$ 1,246,654</u>	<u>\$ 273,446</u>
Town as a whole	<u>\$ 8,573,791</u>	<u>\$ 8,995,253</u>	<u>\$ (421,462)</u>



The Town just finished a long 15-month fiscal year as we transitioned to our new fiscal year; which will now be July 1st to June 30th.

Keeping Our Lakes Clean, Not Green

By Nicole Saladin

(Continued from page 17)

➤ *Pick up and dispose of dog feces in toilet or trash:* Feces contain a lot of nutrients (just like manure), and can promote algae growth; but, contrary to some beliefs, leaving feces on your lawn does not help your lawn grow, and does more harm than good. When animal waste is not picked up and properly disposed of, it is carried into our lakes and can cause other problems in addition to algal growth.

➤ *Avoid feeding waterfowl and discourage them from taking up residency in your yard:* Geese, swans and ducks produce a plentiful supply of fecal matter that is washed into our lakes after it rains. Like pet waste, bird waste contains a lot of nutrients. Waterfowl instinctively avoid shrubs, trees, and tall grasses because of possible



Thick vegetation along the shoreline helps to filter pollutants as stormwater runs from the land into the lakes, and it also stabilizes the banks, preventing erosion and property loss.

predators that may be lurking, so plantings along the shoreline and in your yard will help discourage waterfowl.

➤ *Keep yard wastes, e.g. grass clippings, out of lakes, ditches, and drains:* Grass clippings and other yard debris are another source of nutrients, and can cause algal growth in our lakes. Instead of dumping yard waste into drains, ditches and lakes, or sending them away to take up space in the landfill, start a home compost pile.

Stay tuned to the Town newsletter for more information on what you can do to protect local water quality. Or, attend the local stormwater committee meetings to learn how you can get involved! Meetings are held in council chambers at Town Hall on the third Tuesday of each month at 5:00.

Article written by Karen Fuss & Nicole Saladin, Coastal Waccamaw Stormwater Education Consortium (www.cwsec-sc.org)



Upcoming Events

August 2010

- Saturday, 8/14/2010 - Sunday, 8/15/2010 - **Surfside Beach Ocean Expo** - 10:00 a.m. - 5:00 p.m. on the beach at Melody Lane.

September 2010

- Sunday, 9/5/2010 - **End of Summer Celebration** - 9 AM - 9 PM - at the Surfside Pier Parking Lot.
- Saturday, 9/11/2010 - **Skyhoundz Disc Contest** - 10:00 a.m. at Huckabee Complex (Spanish Oak Drive)
- Saturday, 9/17/2010 - **SC Sea Grant Beach Sweep** - 9 AM - 11 AM - on the beach at Surfside Pier.

October 2010

- Saturday, 10/2/2010 - **Surfside Beach Family Festival** - 10 AM - 4 PM - at Surfside Drive.

November 2010

- Thursday, 11/11/2010 - **Veteran's Day Service** - 2 PM - at Passive Park (Corner Surfside and Willow Drives).

***Sunday Serenades**—every Sunday— 2 - 4:15pm - library gazebo (405 Surfside Drive).

Inside SURFSIDE

Volume 8, Issue 1



TOWN OF SURFSIDE BEACH

115 Highway 17 North
Surfside Beach, SC 29575
Phone: 843-913-6111
Fax: 843-238-0291
E-mail: town@surfsidebeach.org
Web: surfsidebeach.org

Golf Cart Laws



- Operator must have a valid driver's license in their possession at all times
- Operation is permitted only during daylight hours
- Operator must have proof of insurance in their possession at all times
- Golf carts must be registered with the Surfside Beach Police Department

Surfside Beach Town Council Contact Info

Council meetings are held the 2nd and 4th Tuesdays of each month at 6:30 PM in Council Chambers. The public is invited to attend.



K. Allen Deaton, Mayor
Term: 05/13/2008 to 05/08/2012
Phone: 843-222-2652 or 843-913-6330
Email: AllenDeaton@surfsidebeach.org



Vicki Blair, Town Council
Term: 05/13/2008 to 05/08/2012
Email: VickiBlair@surfsidebeach.org



Bob Childs, Mayor Pro Tem
Term: 05/13/2008 to 05/08/2012
Email: BobChilds@surfsidebeach.org



Ann Dodge, Town Council
Term: 05/11/2010 to 05/13/2014
Email: AnnDodge@surfsidebeach.org



Mark L. Johnson, Town Council
Term: 05/13/2008 to 05/08/2012
Email: MarkJohnson@surfsidebeach.org



Rod Smith, Town Council
Term: 05/11/2010 to 05/13/2014
Email: RodSmith@surfsidebeach.org



Douglas F. Samples, Town Council
Term: 05/11/2010 to 05/13/2014
Email: DougSamples@surfsidebeach.org